

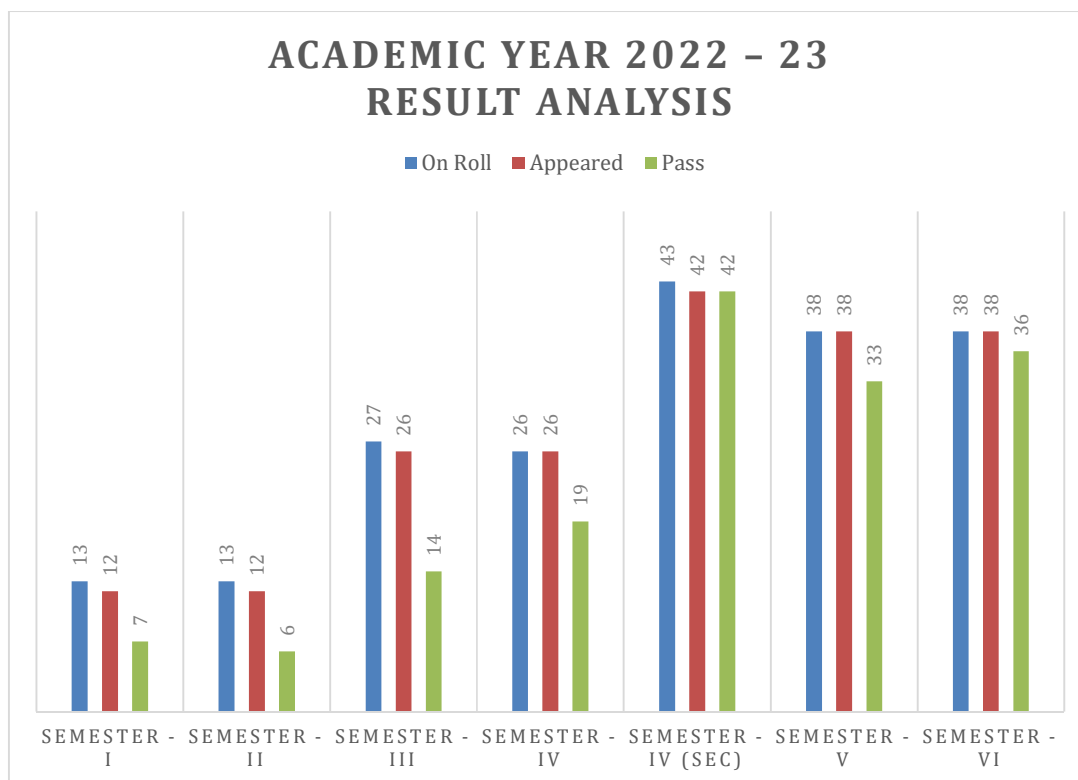
TELANGANA TRIBAL WELFARE RESIDENTIAL DEGREE COLLEGE (BOYS) MANUGURU

DEPARTMENT OF CHEMISTRY

ACADEMIC YEAR 2022 - 23

RESULT ANALYSIS

Sem	On Roll	Appeared	Absent	Pass	Failed	Pass %
SEMESTER - I	13	12	1	7	5	58%
SEMESTER - II	13	12	1	6	6	50%
SEMESTER - III	27	26	1	14	12	54%
SEMESTER - IV	26	26	0	19	7	73%
SEMESTER - IV (SEC) (REMEDIAL METHODS OF POLLUTION)	43	42	1	42	0	100%
SEMESTER - V (SPECTROSCOPY & CHROMATOGRAPHY)	38	38	0	33	5	87%
SEMESTER - VI (MEDICINAL CHEMISTRY)	38	38	0	36	2	95%



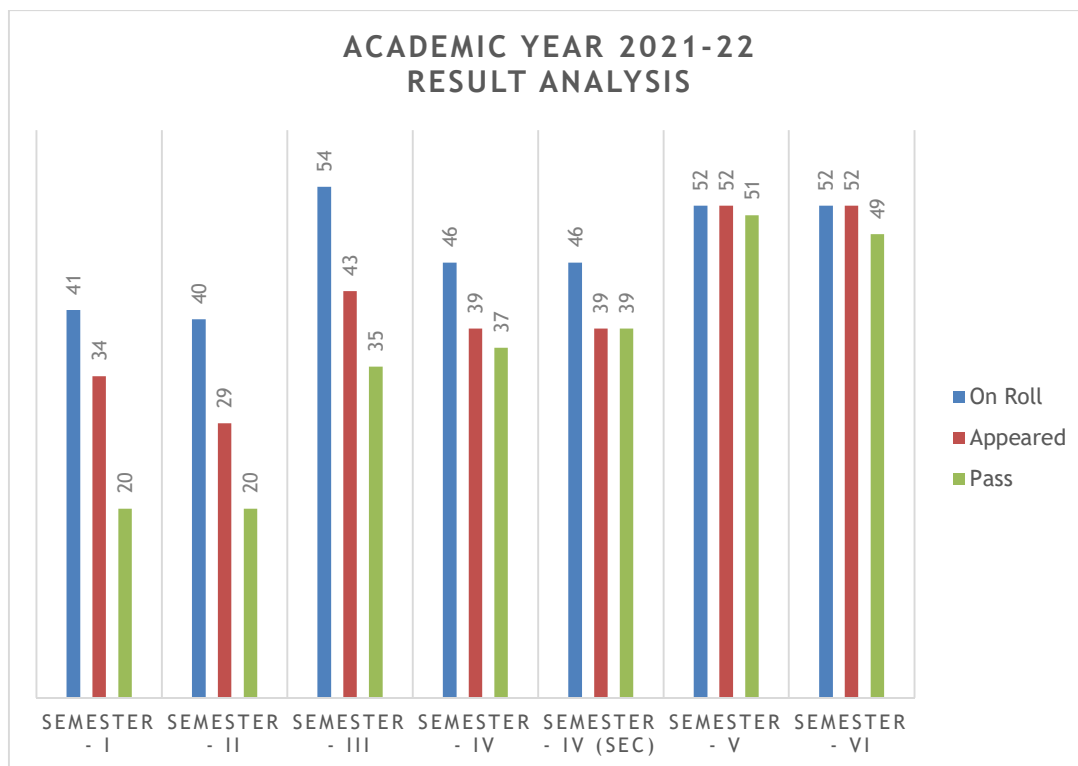
TELANGANA TRIBAL WELFARE RESIDENTIAL DEGREE COLLEGE (BOYS) MANUGURU

DEPARTMENT OF CHEMISTRY

ACADEMIC YEAR 2021-22

RESULT ANALYSIS

Sem	On Roll	Appeared	Absent	Pass	Failed	Pass %
SEMESTER - I	41	34	7	20	14	59%
SEMESTER - II	40	29	11	20	9	69%
SEMESTER - III	54	43	11	35	8	81%
SEMESTER - IV	46	39	7	37	2	95%
SEMESTER - IV (SEC) (REMEDIATION METHODS OF POLLUTION)	46	39	7	39	0	100%
SEMESTER - V (SPECTROSCOPY & CHROMATOGRAPHY)	52	52	0	51	1	98%
SEMESTER - VI (MEDICINAL CHEMISTRY)	52	52	0	49	3	94%



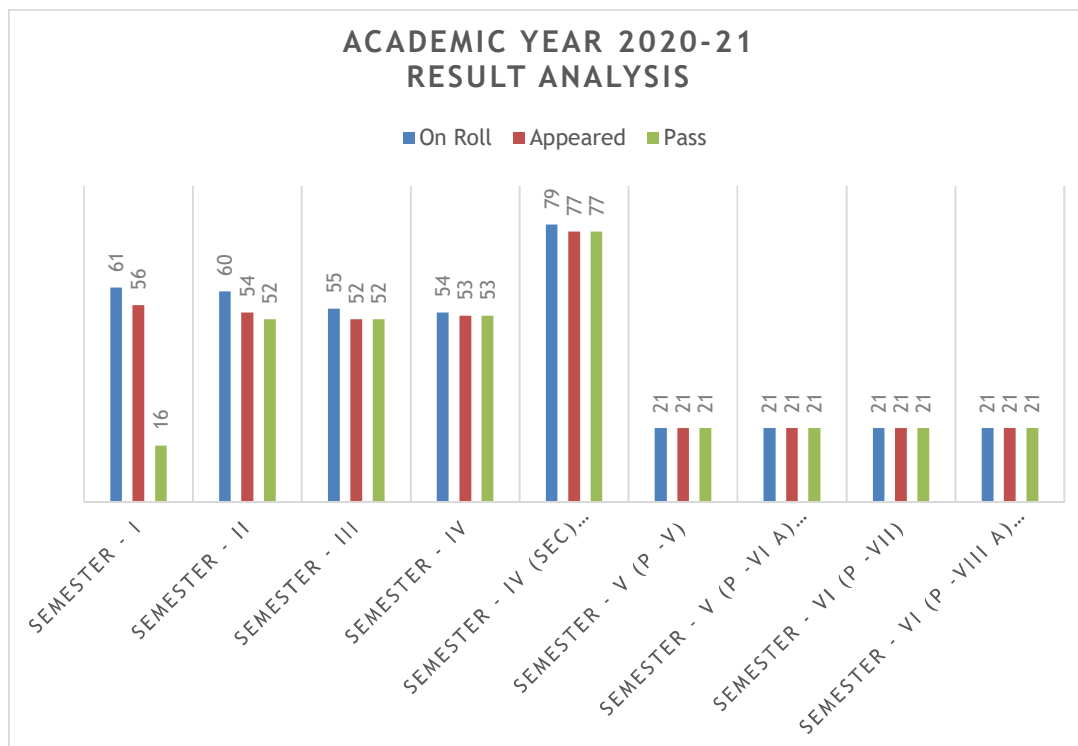
TELANGANA TRIBAL WELFARE RESIDENTIAL DEGREE COLLEGE (BOYS) MANUGURU

DEPARTMENT OF CHEMISTRY

ACADEMIC YEAR 2020-21

RESULT ANALYSIS

Sem	On Roll	Appeared	Absent	Pass	Failed	Pass %
SEMESTER - I	61	56	5	16	40	29%
SEMESTER - II	60	54	6	52	2	96%
SEMESTER - III	55	52	3	52	0	100%
SEMESTER - IV	54	53	1	53	0	100%
SEMESTER - IV (SEC) (REMEDIAL METHODS OF POLLUTION)	79	77	2	77	0	100%
SEMESTER - V (P -V)	21	21	0	21	0	100%
SEMESTER - V (P -VI A) (INSTRUMENTAL METHODS OF ANALYSIS)	21	21	0	21	0	100%
SEMESTER - VI (P -VII)	21	21	0	21	0	100%
SEMESTER - VI (P -VIII A) (MEDICINAL CHEMISTRY)	21	21	0	21	0	100%

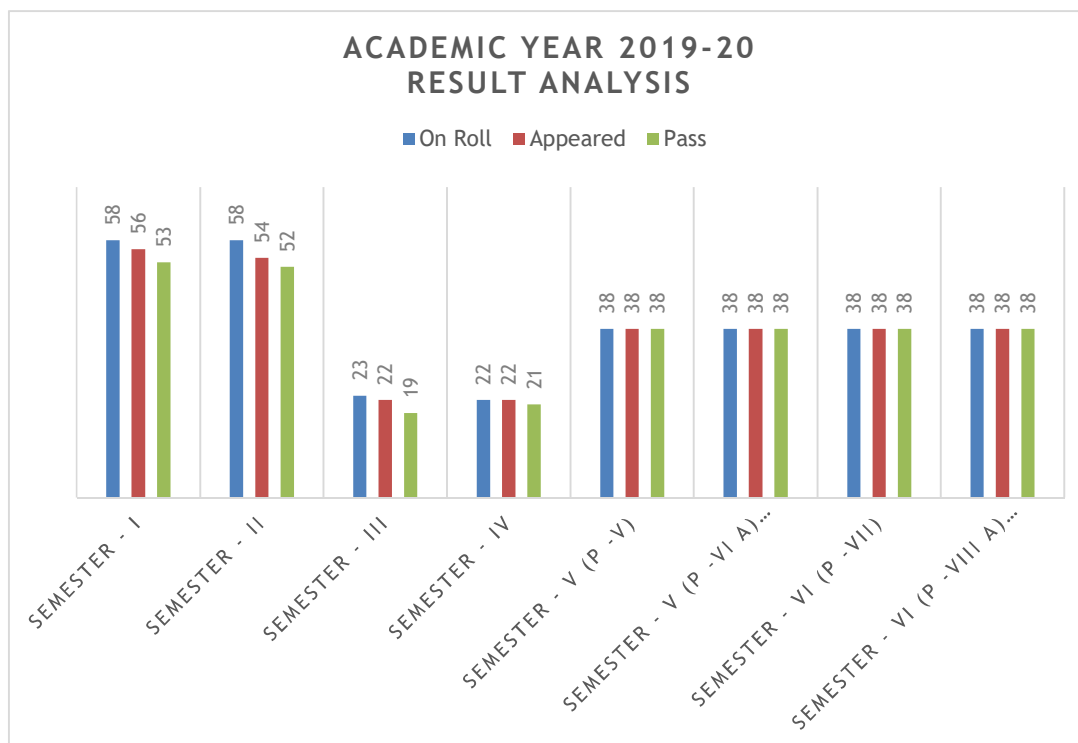


TELANGANA TRIBAL WELFARE RESIDENTIAL DEGREE COLLEGE (BOYS) MANUGURU

DEPARTMENT OF CHEMISTRY

ACADEMIC YEAR 2019-20

RESULT ANALYSIS						
Sem	On Roll	Appeared	Absent	Pass	Failed	Pass %
SEMESTER - I	58	56	2	53	3	95%
SEMESTER - II	58	54	4	52	2	96%
SEMESTER - III	23	22	1	19	3	86.36
SEMESTER - IV	22	22	0	21	1	95.45
SEMESTER - V (P -V)	38	38	0	38	0	100%
SEMESTER - V (P -VI A) (INSTRUMENTAL METHODS OF ANALYSIS)	38	38	0	38	0	100%
SEMESTER - VI (P -VII)	38	38	0	38	0	100%
SEMESTER - VI (P -VIII A) (MEDICINAL CHEMISTRY)	38	38	0	38	0	100%

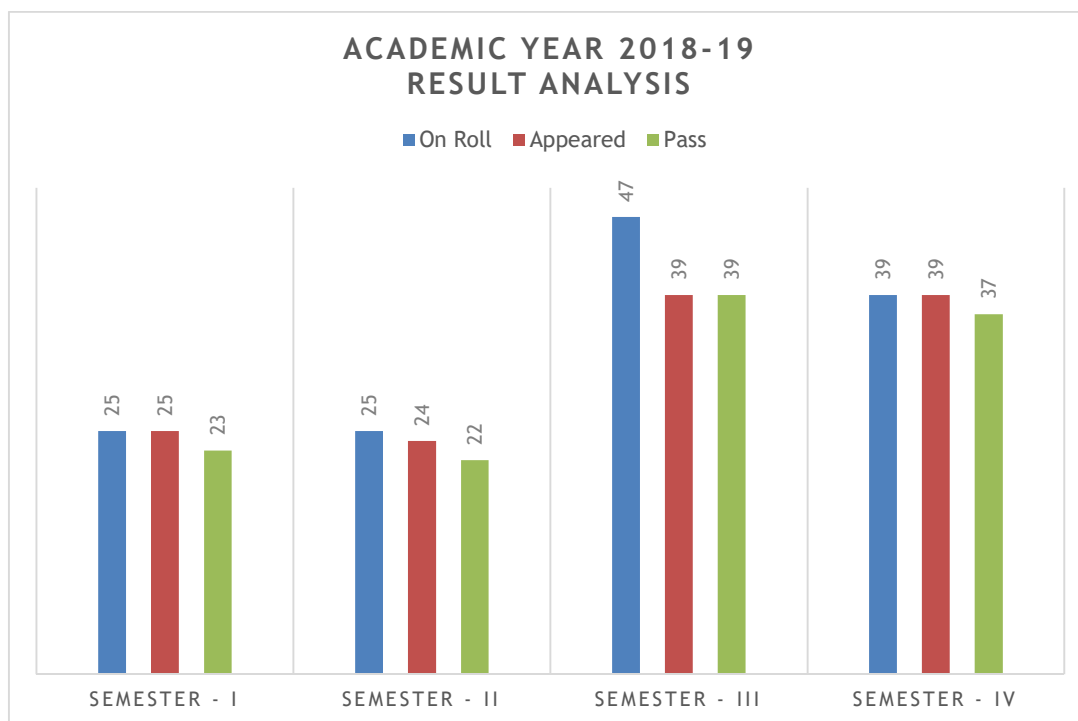


TELANGANA TRIBAL WELFARE RESIDENTIAL DEGREE COLLEGE (BOYS) MANUGURU

DEPARTMENT OF CHEMISTRY

ACADEMIC YEAR 2018-19

RESULT ANALYSIS						
Sem	On Roll	Appeared	Absent	Pass	Failed	Pass %
SEMESTER - I	25	25	0	23	2	92.00
SEMESTER - II	25	24	1	22	2	91.67
SEMESTER - III	47	39	8	39	0	100.00
SEMESTER - IV	39	39	0	37	2	94.87



TELANGANA TRIBAL WELFARE RESIDENTIAL DEGREE COLLEGE (BOYS) MANUGURU

DEPARTMENT OF CHEMISTRY

ACADEMIC YEAR 2017-18

RESULT ANALYSIS						
Sem	On Roll	Appeared	Absent	Pass	Failed	Pass %
SEMESTER - I	52	51	1	35	16	68.63
SEMESTER - II	51	45	6	41	4	91.11

